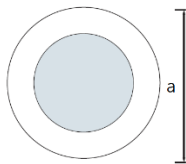


SENS

LED Surface Downlight

Description:

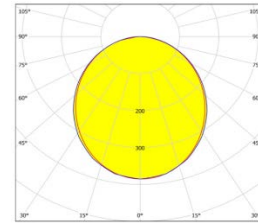
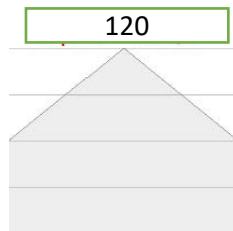
LED ceiling-mount luminaires, with their low-profile white frosted acrylic diffusers, make a perfect solution for commercial and decorative applications.



Technical Features:

Installation	: Surface	Kelvin	: 3000-4000-6000
Warranty	: 5 years	CRI	: >80
Lamp Type	: LED	LED Lifetime	: 30.000 h
Glass	: PC	Power Supply	: 110-240V 50-60Hz
IP	: 65	Op. Temp.	: -20°C / +45 °C
Housing	: Aluminium		

Prometrical Data:



Technical Details:

Item	Power (W)	Description	Light Output (Lm)	Dimensions (mm)
FIG1	10	Sens Luminaire 1	1650	Q300-100
FIG2	20	Sens Luminaire 2	3210	Q300-100
FIG3	30	Sens Luminaire 3	4485	Q300-100

Technical Options:

- *Dali
- *Dimmer
- *Emergency Kits

Colours



Quality Certificate:

